



EFFICIENT
DESIGN

BM30/40

The **BM30 & 40** coffee machine is the perfect solution if you are looking for a compact machine that delivers big on quality!

Its sleek and streamlined design optimises space, fitting seamlessly into any workplace and small retail environment - you can choose between 3 operator modes to meet your workplace or professional needs, allowing for varying levels of beverage customisation directly from the 7-inch intuitive touch screen. Users can create their very own drink options and personalised menu choices – adding a unique touch to their coffee experience.



Beyond its stylish design and user-friendly interface, the BM30/40 stands out for its exceptional beverage quality and thoughtful design features making cleaning and maintenance remarkably effortless.



ACCURATE GRINDING

3 customisable operator modes. Easily programmable drink options. Create your own, personal menu choices. 7" colour touchscreen display, displays up to 16 drinks.



HIGH QUALITY BREWING

High quality brewing process for the perfect espresso. Compact design – suitable for any environment.

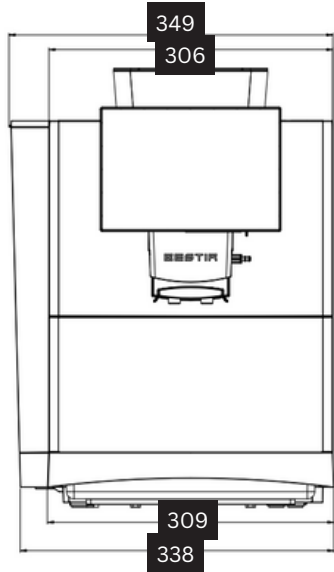


FRESH MILK SYSTEM

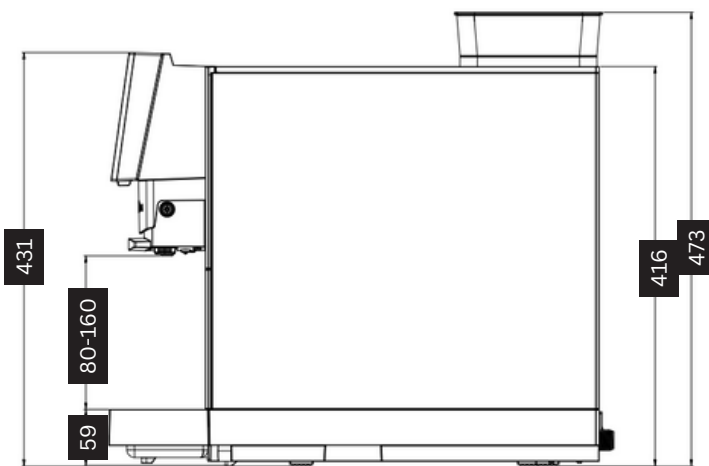
Innovative Steam Tech milk foam system delivers high quality beverages.



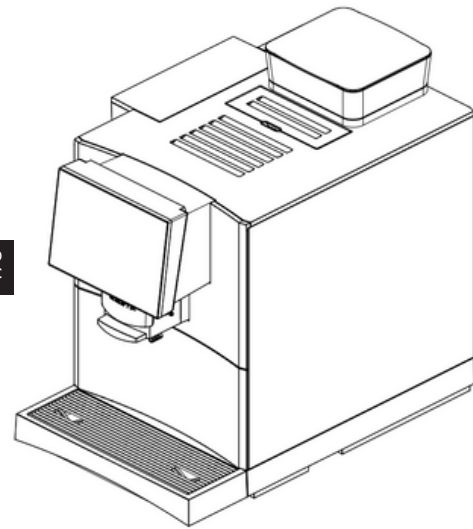
Specification	BM30 & BM40
Recommended Daily Output	40+ Cups per day
Recommended Max Cup Size	12oz
Bean Hopper Capacity	550g
Decaf Function	Via grounds chute
Water Tank Capacity	4L
Milk Supply	Via external cooler or bottle
Power Connection	230v / 1500w
Dimensions (DxWxH)	526 x 349 x 473mm
Net Weight	17kg
Beverages	Espresso, Double Espresso, Americano, Cafe Creme, Cortado, Macchiato, Cafe Latte. Cappuccino, Flat White, Hot Milk, Hot Milk Foam, Hot Water
Screen Size	7 inch colour
Espresso Brewer Capacity	Up to 14g
Drip Tray Capacity	1.6L
Grounds Waste Container Capacity	35 portions
Coffee Outlet (Height)	Adjustable 80mm -150mm
Thermoblock Quantity	Dual
Water Supply	Internal tank (Fixed supply BM40)



C2 COOLER
D291xW241xH361mm



C4 FRIDGE
D450xW220xH454mm



Options	
Colour Options	Black
Built in Water Filter	Optional
Mains Water	BM40 only
Mains Drainage	Optional
Knock Through Grounds	Not Available
Accessories	Capacity
C4 Milk Fridge	4L
C2 Milk Cooler	2L